

# ODC-15A ✓ ACTIVE

Potter & Brumfield | Potter & Brumfield ODC

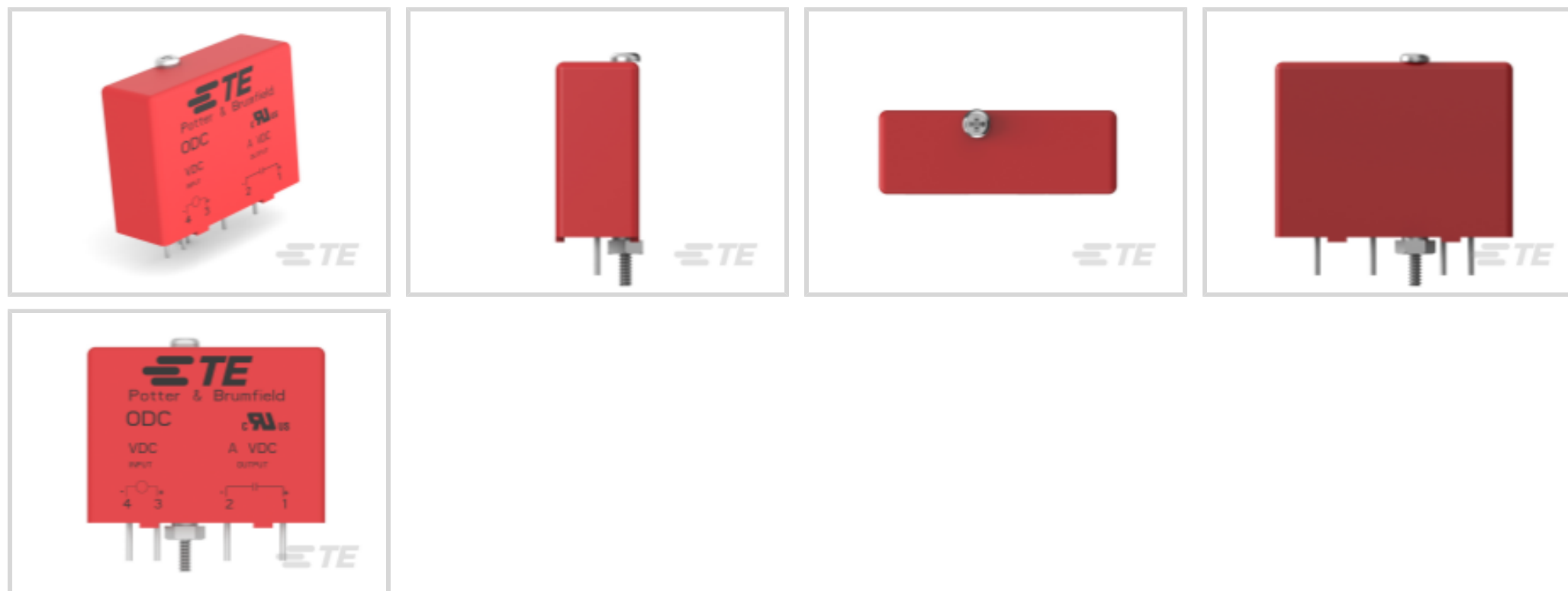
TE Internal #: 4-1393028-2

Power Relays, Solid State, 1 Form A (SPST-NO), Printed Circuit Board, Potter & Brumfield ODC

[View on TE.com >](#)



Relays, Contactors & Switches > Relays > Power Relays > P&B SSR OUTPUT DC MODULES



Power Relay Type: **Solid State**

Contact Arrangement: **1 Form A (SPST-NO)**

Relay Mounting Type: **Printed Circuit Board**

[All P&B SSR OUTPUT DC MODULES \(6\)](#)

## Features

### Product Type Features

Output Type	DC
Power Relay Type	Solid State

### Configuration Features

Output Switching	Zero
------------------	------

### Electrical Characteristics

Output Current Rating	.01 – 1 A
Input Voltage Typical	15 VDC
Output Voltage (Max)	250 V
Output Voltage Rating (DC Relays)	3 – 250 VDC
Output Current (Min)	.01 A
Insulation Initial Dielectric Between Contacts & Coil	4000 Vrms

### Body Features

Product Weight	35 g[1.38 oz]
Case Color	Red



**Contact Features**

Switch Arrangement	1 Form A (SPST-NO)
Contact Arrangement	1 Form A (SPST-NO)

**Termination Features**

Relay Termination Type	Printed Circuit Terminals
------------------------	---------------------------

**Mechanical Attachment**

Coupling	Optical
Relay Mounting Type	Printed Circuit Board

**Housing Features**

Relay Housing Style	Industry Standard
---------------------	-------------------

**Dimensions**

Dimensions (L x W x H) (Approximate)	43.1 x 15.2 x 31.7 mm[1.697 x .598 x 1.248 in]
--------------------------------------	--

**Usage Conditions**

Operating Temperature Range	-30 – 80 °C
-----------------------------	-------------

**Operation/Application**

R-Switch & slimSSR Relays	No
---------------------------	----

**Product Compliance**

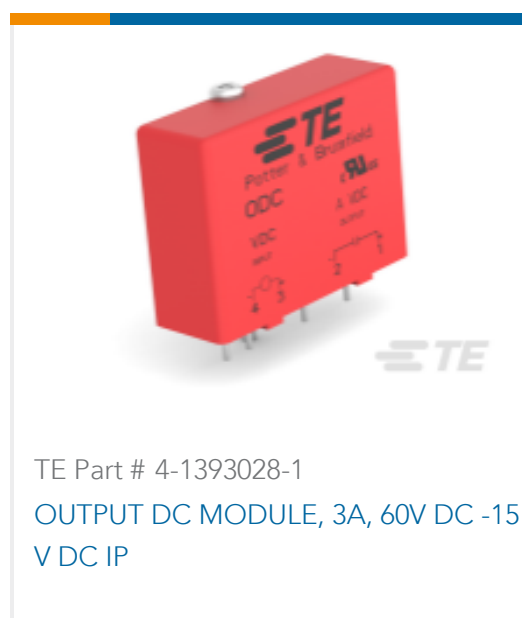
[For compliance documentation, visit the product page on TE.com>](#)

EU RoHS Directive 2011/65/EU	Compliant with Exemptions
EU ELV Directive 2000/53/EC	Compliant with Exemptions
China RoHS 2 Directive MIIT Order No 32, 2016	Restricted Materials Above Threshold
EU REACH Regulation (EC) No. 1907/2006	Current ECHA Candidate List: JUNE 2022 (224) Candidate List Declared Against: JUNE 2022 (224) SVHC > Threshold: Pb (92% in Component Part) <b>Article Safe Usage Statements:</b> Do not eat, drink or smoke when using this product. Wash thoroughly after handling. Recycle if possible and dispose of the article by following all applicable governmental regulations relevant to your geographic location.
Halogen Content	Low Halogen - Br, Cl, F, I < 900 ppm per homogenous material. Also BFR/CFR/PVC Free
Solder Process Capability	Wave solder capable to 260°C


Product Compliance Disclaimer

This information is provided based on reasonable inquiry of our suppliers and represents our current actual knowledge based on the information they provided. This information is subject to change. The part numbers that TE has identified as EU RoHS compliant have a maximum concentration of 0.1% by weight in homogenous materials for lead, hexavalent chromium, mercury, PBB, PBDE, DBP, BBP, DEHP, DIBP, and 0.01% for cadmium, or qualify for an exemption to these limits as defined in the Annexes of Directive 2011/65/EU (RoHS2). Finished electrical and electronic equipment products will be CE marked as required by Directive 2011/65/EU. Components may not be CE marked. Additionally, the part numbers that TE has identified as EU ELV compliant have a maximum concentration of 0.1% by weight in homogenous materials for lead, hexavalent chromium, and mercury, and 0.01% for cadmium, or qualify for an exemption to these limits as defined in the Annexes of Directive 2000/53/EC (ELV). Regarding the REACH Regulation, the information TE provides on SVHC in articles for this part number is based on the latest European Chemicals Agency (ECHA) 'Guidance on requirements for substances in articles' posted at this URL: <https://echa.europa.eu/guidance-documents/guidance-on-reach>

## Compatible Parts



## Also in the Series | Potter & Brumfield ODC



## Documents

### CAD Files

#### Customer View Model

[ENG\\_CVM\\_CVM\\_4-1393028-2\\_C1.3d\\_igs.zip](#)

English

#### Customer View Model

[ENG\\_CVM\\_CVM\\_4-1393028-2\\_C1.3d\\_stp.zip](#)

English

#### Customer View Model

[ENG\\_CVM\\_CVM\\_4-1393028-2\\_C1.2d\\_dxf.zip](#)

English

### 3D PDF

3D



By downloading the CAD file I accept and agree to the [Terms and Conditions](#) of use.

## Datasheets & Catalog Pages

### ODC DC Output Module Data Sheet

English